



Field Journal

Welcome to Outdoor School!

How to use this Field Journal: You can use this Field Journal to take notes, record your observations, draw things that you see, graph your data, and record your exploratory fun! It's your journal to document your Outdoor School experience.

Ideas for how to use different page types:

Lined pages: take notes, answer questions, record your observations.

Blank pages: draw and label items.

Graph pages: record measurements, graph data.

These are just examples of how you can fill in your Field Journal.

This is YOUR Field Journal and we encourage you to be creative! Feel free to add more pages if needed!

*This Field Journal is sometimes referred to as a nature journal.

Table of contents: As you fill in your journal pages, add your page descriptions next to the appropriate page number in the table of contents. This will help you keep track of where your notes on each lesson are located.

Example:

Pg. 4 mushroom drawing

Pg. 5 mushroom observations

Pg. 14 leaf drawing

Land Acknowledgement(s):

All outdoor education takes place on Indigenous Land. To find out about more the land where you live, visit: native-land.ca

My home is located on the traditional homelands of the _____ people.

Example(s) of journal entries:

Keen Observations!
By: Acer

Date: Oct. 22, 2020
Time: 4pm
Weather Conditions: Sunny 55°F

length = 18 cm
width = 12.2 cm (at widest point)

I notice:

- This leaf is a golden-brown color
- It's smooth on both sides but you can feel the veins (especially the larger ones).
- It was on the ground with other leaves of many different colors.
- No noticeable smell.
- Flexible - no crinkle sound.

It reminds me of:

- The color reminds me of butternut squash soup.
- The poley ends remind me of whiskers.
- raking these leaves into big piles in our yard every fall!

I wonder:

- I wonder what made the holes?
- Why it's gold-brown instead of red/purple like some of the other leaves.
- How long does it take for all of the leaves to fall from the tree?
- What kind of tree is it? oak? what variety?

What do I see?

- It's green
- Soft
- Has veins
- It has holes
- dirt
- short stem

width = 5.5 cm

I wonder...

- Who eats this leaf?
- why are there holes?
- where did this leaf come from?

8 cm
1.6 cm

What it reminds me of

- The veins look like tree branches
- shaped like the letter U

09/28/2016
6pm 80° 17mph 82%
HUGE Specimen Day!
big ones

13.5 x 11 cm
8 cm
1.6 cm

SOFT PUNCH! to touch SCALY

gills remaining?

Marked Spotted (possibly by rain?)

Beautiful elliptical pileus - 14cm wide x 1.5cm high

Smooth grey cap with a SOFT PUNCH! Low TIME SMALL PORE - some blowing through PORED ONE-LEAF LAYER + DIRT

GILLS: SLIMY PURPLE-GRAY COLLECTING on CAP - from WETTED BIG - VERY THIN MEDIUM PORE? HEAVY

Gills: Pore - BRUSH BLUE-GRAY - THINLY PACKED PORE

STEM: SCALY AT TOP (5cm - 15cm)

Hymenophore: WORKATIONS!


Grows in SWADE WOODS: CAPS ARE SOFT - MULTIPLE BOT NOT A RELEASED


HUGE! total height at least 19cm


www.mushroomjournal.com


Table of Contents


Pg. 1 Instructions	Pg. 15
Pg. 2 Journal entry examples	Pg. 16
Pg. 3 Table of Contents	Pg. 17
Pg. 4	Pg. 18
Pg. 5	Pg. 19
Pg. 6	Pg. 20
Pg. 7	Pg. 21
Pg. 8	Pg. 22
Pg. 9	Pg. 23
Pg. 10	Pg. 24
Pg. 11	Pg. 25
Pg. 12	Pg. 26
Pg. 13	Pg. 27
Pg. 14	Pg. 28


































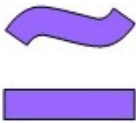




I notice....



I wonder...



It reminds me of...



I think maybe.....

Thanks for participating in Outdoor School Day Program edition! We hope to meet you *at* Outdoor School as a high school Student Leader in the future!

